


**FINANCIAL STATEMENTS (UN-AUDITED)
OF
INTERNATIONAL LEASING AND FINANCIAL SERVICES LTD.
as on September 30, 2022**

INTERNATIONAL LEASING AND FINANCIAL SERVICES LIMITED AND ITS SUBSIDIARIES

Consolidated Balance Sheet (un-audited)

As on September 30, 2022

	Sep. 30, 2022	Dec. 31, 2021 (Restated)	(Figures in BDT) Dec. 31, 2021
PROPERTY AND ASSETS			
Cash	335,917	331,582	331,582
In hand (including foreign currencies)	255,667	36,083	36,083
Balance with Bangladesh Bank and its agent bank (s) (including foreign currencies)	80,250	295,499	295,499
Balance with banks and other financial institutions	3,543,248,756	3,454,524,459	3,454,524,459
In Bangladesh	3,543,248,756	3,454,524,459	3,454,524,459
Outside Bangladesh	-	-	-
Money at call and short notice	-	-	-
Investments	605,960,056	696,092,579	696,092,579
Government	300,000	300,000	300,000
Others	605,660,056	695,792,579	695,792,579
Leases, loans and advances	42,005,279,068	41,814,702,218	41,788,741,959
Leases	1,594,713,749	1,619,100,279	1,619,100,279
Loans, cash credits, overdrafts, etc.	40,410,565,319	40,195,601,939	40,169,641,680
Fixed assets including premises, furniture and fixtures	11,919,811	12,643,879	12,643,879
Intangible Asset	1	1	1
Other assets	1,665,480,342	1,471,612,870	1,471,612,870
Non - financial institutional assets	-	-	-
Total assets	47,832,223,950	47,449,907,589	47,423,947,329
LIABILITIES AND CAPITAL			
Liabilities			
Borrowing from banks, other financial institutions and a	12,680,720,890	12,675,929,930	12,675,929,930
Deposits and other accounts	29,348,114,718	28,155,488,334	28,155,488,334
Term deposits	28,808,017,784	27,612,652,199	27,612,652,199
Other deposits	540,096,934	542,836,135	542,836,135
Other liabilities	40,759,729,301	40,820,303,675	40,794,343,415
Total liabilities	82,788,564,909	81,651,721,939	81,625,761,679
Capital / Shareholders' equity	(34,956,363,631)	(34,201,836,583)	(34,201,836,953)
Paid-up capital	2,218,102,460	2,218,102,460	2,218,102,460
Statutory reserve	456,184,825	456,184,825	456,184,825
Retained earnings/surplus	(37,630,650,916)	(36,876,123,868)	(36,876,124,238)
Non-controlling / minority interest	22,672	22,233	22,603
Total liabilities and Shareholders' equity	47,832,223,950	47,449,907,589	47,423,947,329
Net asset value per share	(157.60)	(154.19)	(154.19)



INTERNATIONAL LEASING AND FINANCIAL SERVICES LIMITED AND ITS SUBSIDIARIES
Consolidated Balance Sheet (un-audited)
As on September 30, 2022

	Sep. 30, 2022	Dec. 31, 2021 (Restated)	(Figures in BDT) Dec. 31, 2021
CONSOLIDATED OFF-BALANCE SHEET ITEMS			
Contingent liabilities	500,000,000	500,000,000	500,000,000
Acceptances and endorsements	-	-	-
Letters of guarantee	500,000,000	500,000,000	500,000,000
Other commitments	-	-	-
Total Off-Balance Sheet items including contingent liabilities	500,000,000	500,000,000	500,000,000

The annexed notes form an integral part of these financial statements.
Signed in terms of our separate report of even date




CFO(CC)




Company Secretary(CC)



Managing Director(CC)



Director



Chairman

INTERNATIONAL LEASING AND FINANCIAL SERVICES LIMITED AND ITS SUBSIDIARIES


Consolidated Profit & Loss Account (Un- Audited)

For the period ended ,Sep. 30, 2022

	Jan-Sep 2022	Jan-Sep 2021	Jul-Sep 2022	(Figures in BDT) Jul-Sep 2021
OPERATING INCOME				
Interest income	722,009,299	779,641,735	445,526,370	297,141,019
Interest expense on deposits and borrowings	(1,323,949,963)	(2,609,950,268)	(602,485,778)	(919,470,786)
Net interest income	(601,940,664)	(1,830,308,533)	(141,094,200)	(622,329,767)
Investment income	39,130,198	85,626,389	30,113,928	6,118,466
Commission, fees, exchange and brokerage	72,329,022	130,194,162	42,765,344	53,411,173
Other operating income	1,327,738	(19,835)	1,308,543	237,699
Total operating income (A)	(489,153,706)	(1,614,507,817)	(66,906,385)	(562,562,429)
OPERATING EXPENSES				
Salaries and allowances	67,916,516	86,683,893	45,385,643	29,578,144
Rent, taxes, insurance & electricity	10,146,214	9,192,945	6,959,590	3,022,583
Legal expenses	2,726,316	2,483,744	1,633,591	662,553
Postage, stamp & telecommunication	1,651,368	1,863,091	1,135,703	611,121
Stationery, printing & advertisements	2,738,573	717,508	1,756,540	196,080
Managing Director's salary and benefits	2,070,000	225,807	690,000	-
Chairman remuneration	2,700,000	-	-	-
Directors' fees & meeting expenses	730,700	415,555	658,700	409,155
Auditors' fees	251,086	345,908	98,700	37,386
Depreciation, amortization & repair of assets	10,933,213	23,878,389	8,715,382	5,262,261
Other expenses	15,303,201	15,387,431	10,119,720	5,614,965
Total operating expenses (B)	117,167,187	141,194,271	77,153,568	45,394,248
Profit before provision & tax (C=A-B)	(606,320,893)	(1,755,702,088)	(144,059,954)	(607,956,677)
Provision against leases, loans and advances	-	(66,807,094)	1,834,995,640	79,792,906
Provision for other assets	-	-	-	-
Provision for diminution in value of investments	(6,161)	(1,763,683)	(2,944)	(6,217,373)
Total provision (D)	(6,161)	(68,570,777)	1,834,992,696	73,575,533
Total profit before tax (C-D)	(606,314,732)	(1,687,131,311)	(1,979,052,650)	(681,532,210)
Provision for tax	18,170,284	22,680,250	10,417,330	10,234,901
Net profit after tax	(624,485,016)	(1,709,811,561)	(1,989,469,980)	(691,767,111)
Non-controlling / minority interest	69	2,651	(64)	421
Net profit attributable to shareholders of the C	(624,485,085)	(1,709,814,212)	(1,989,469,916)	(691,767,532)
Earnings per share (EPS)	(2.82)	(7.71)	(8.97)	(3.12)


CFO(CC)


Company Secretary(CC)



Managing Director(CC)


Director


Chairman

INTERNATIONAL LEASING AND FINANCIAL SERVICES LIMITED AND ITS SUBSIDIARIES
Consolidated Cash Flow Statement (un-audited)
For the period ended ,Sep. 30, 2022

	(Figures in BDT)	
	Jan-Sep 2022	Jan-Sep 2021
A) Cash flows from operating activities		
Interest receipts in cash	370,613,798	1,277,176,603
Interest payments	(1,456,691,556)	(1,902,793,076)
Dividend receipts	15,424,465	11,958,898
Fees, commission & brokerage receipts in cash	72,329,022	130,194,162
Recoveries of loans previously written off	-	804,000
Cash payments to employees	(69,986,516)	(86,909,700)
Income taxes paid	385,907	(6,291,905)
Receipts from other operating activities	1,327,738	(19,835)
Payments for other operating activities	(36,284,849)	(31,780,835)
Cash generated from/(used in) operating activities before changes in operating assets and liabilities	(1,102,881,991)	(607,661,688)
Increase / (decrease) in operating assets and liabilities		
Leases, loans and advances to banks and other FIs	-	-
Leases, loans and advances to customers	156,498,545	590,577,779
Other assets	(194,253,379)	(161,933,050)
Deposits from other banks / borrowings	(89,600,000)	329,988,827
Deposits from customers	1,284,965,585	909,641,940
Other liabilities account of customers	(2,739,201)	(1,742,518)
Other liabilities	(74,418,390)	(944,547,539)
Net Increase / (decrease) in operating assets and liabilities	1,080,453,160	721,985,437
Net cash from/(used in) operating activities	(22,428,831)	114,323,749
B) Cash flows from investing activities		
Proceeds from sale of securities	38,948,013	88,385,170
Payments for purchases of securities	74,890,243	(49,153,842)
Net change against purchase/sale of fixed assets	(7,471,753)	(379,592)
Receipts/(Payments) against lease obligation	-	-
Net cash from/(used in) investing activities	106,366,503	38,851,736
C) Cash flows from financing activities		
Receipts of long term loan	39,493,905	(146,810,788)
Repayment of long term loan	(53,835,400)	24,347,967
Net draw down/(payment) of short term loan	19,132,455	57,208,512
Dividend paid	-	-
Net Cash from/(used in) financing activities	4,790,960	(65,254,309)
D) Net increase / (decrease) in cash and cash equivalents (A+ B + C)	88,728,631	87,921,177
E) Effects of exchange rate changes on cash and cash equivalents	-	-
F) Cash and cash equivalents at beginning of the period	3,454,856,041	3,381,671,646
G) Cash and cash equivalents at end of the period (D+E+F)	3,543,584,672	3,469,592,823
Cash and cash equivalents at end of the period represents		
Cash in hand (including foreign currencies)	255,667	248,811
Balance with Bangladesh Bank and its agent bank (s) (including foreign currencies)	80,250	322,172
Balance with banks and other financial institutions {notes 4 (a)}	3,543,248,756	3,469,021,840
Total Cash and cash equivalents as of Sep 30	3,543,584,672	3,469,592,823
Net Operating Cash Flows Per Share (NOCFPS)	(0.10)	0.52


CFO(CC)


Company Secretary(CC)


Managing Director(CC)


Director


Chairman

INTERNATIONAL LEASING AND FINANCIAL SERVICES LIMITED AND ITS SUBSIDIARIES
Consolidated Statement of Changes in Shareholders' Equity (un-audited)

For the period ended ,Sep. 30, 2022

(Figures in BDT)

Particulars	Paid-up Capital	Statutory Reserve	Retained Earnings	Total	Non-controlling / minority interest	Total
Balance as at January 01, 2022	2,218,102,460	456,184,825	(36,876,124,238)	(34,201,836,953)	22,603	(34,201,814,350)
Stock dividend for the year 2021	-	-	-	-	-	-
Profit transferred to reserve	-	-	-	-	-	-
Retained surplus for the period from Jan	-	-	(624,485,085)	(624,485,085)	69	(624,485,016)
Balance as at September 30, 2022	2,218,102,460	456,184,825	(37,500,609,323)	(34,826,322,038)	22,672	(34,826,299,366)
Balance as at January 01, 2021	2,218,102,460	456,184,825	(34,821,736,678)	(32,147,449,393)	21,621	(32,147,427,772)
Stock dividend for the year 2020	-	-	-	-	-	-
Profit transferred to reserve	-	-	-	-	-	-
Retained surplus for the period from Jan	-	-	(1,709,814,212)	(1,709,814,212)	(2,510)	(1,709,816,722)
Balance as at September 30, 2021	2,218,102,460	456,184,825	(36,531,550,890)	(33,857,263,605)	19,111	(33,857,244,494)

CFO(CC)

Company Secretary(CC)

Managing Director(CC)

Director

Chairman

INTERNATIONAL LEASING AND FINANCIAL SERVICES LIMITED

Balance Sheet (un-audited)

As on September 30, 2022

(Figures in BDT)

	Sep. 30, 2022	Dec. 31, 2021 (Restated)	Dec. 31, 2021
PROPERTY AND ASSETS			
Cash	295,869	303,058	303,058
In hand (including foreign currencies)	215,619	7,559	7,559
Balance with Bangladesh Bank and its agent bank (s) (including foreign currencies)	80,250	295,499	295,499
Balance with banks and other financial institutions	3,351,607,699	3,263,616,631	3,263,616,631
In Bangladesh	3,351,607,699	3,263,616,631	3,263,616,631
Outside Bangladesh	-	-	-
Money at call and short notice	-	-	-
Investments	15,542,280	15,542,280	15,542,280
Government	300,000	300,000	300,000
Others	15,242,280	15,242,280	15,242,280
Leases, loans and advances *	41,234,050,659	40,872,644,000	40,846,683,740
Leases *	1,594,713,749	1,619,100,279	1,619,100,279
Loans, cash credits, overdrafts, etc. *	39,639,336,910	39,253,543,721	39,227,583,461
Fixed assets including premises, furniture and fixtures	9,258,657	9,443,742	9,443,742
Intangible Asset	1	1	1
Other assets	2,777,611,062	2,575,544,165	2,575,544,165
Non - financial institutional assets	-	-	-
Total assets	47,388,366,227	46,737,093,877	46,711,133,617
LIABILITIES AND CAPITAL			
Liabilities			
Borrowing from banks, other financial institutions and agent:	12,536,988,152	12,201,346,263	12,201,346,263
Deposits and other accounts	29,348,114,718	28,155,488,334	28,155,488,334
Term deposits	28,808,017,784	27,612,652,199	27,612,652,199
Other deposits	540,096,934	542,836,135	542,836,135
Other liabilities *	40,229,543,147	40,576,264,007	40,550,303,747
Total liabilities	82,114,646,017	80,933,098,604	80,907,138,344
Capital / Shareholders' equity	(34,726,279,789)	(34,196,004,727)	(34,196,004,727)
Paid-up capital	2,218,102,460	2,218,102,460	2,218,102,460
Statutory reserve	456,184,825	456,184,825	456,184,825
Retained earnings/surplus	(37,400,567,074)	(36,870,292,012)	(36,870,292,012)
Total liabilities and Shareholders' equity	47,388,366,227	46,737,093,877	46,711,133,617
Net asset value per share	(156.56)	(154.17)	(154.17)




INTERNATIONAL LEASING AND FINANCIAL SERVICES LIMITED
Balance Sheet (un-audited)
As on September 30, 2022


(Figures in BDT)

	Sep. 30, 2022	Dec. 31, 2021 (Restated)	Dec. 31, 2021
OFF-BALANCE SHEET ITEMS			
Contingent liabilities	500,000,000	500,000,000	500,000,000
Acceptances and endorsements	-	-	-
Letters of guarantee	500,000,000	500,000,000	500,000,000
Other commitments	-	-	-
Total Off-Balance Sheet Items including contingent liabilities	500,000,000	500,000,000	500,000,000


The annexed notes form an integral part of these financial statements.
Signed in terms of our separate report of even date


CFO(CC)


Company Secretary(CC)


Managing Director(CC)


Director


Chairman


INTERNATIONAL LEASING AND FINANCIAL SERVICES LIMITED

Profit & Loss Account (Un-Audited)

For the period ended ,Sep. 30, 2022

(Figures in BDT)

	Jan-Sep 2022	Jan-Sep 2021	Jul-Sep 2022	Jul-Sep 2021
OPERATING INCOME				
Interest income	807,870,342	891,063,893	505,568,160	279,700,662
Interest expense on deposits and borrowings etc.	(1,277,991,524)	(2,606,773,925)	(556,527,339)	(1,744,091,492)
Net Interest income	(470,121,182)	(1,715,710,032)	(50,959,179)	(574,590,914)
Investment income	36,520	3,019,216	-	999,426
Commission, fees, exchange and brokerage	-	61,428	-	27,392
Other operating income	9,870	12,028	7,870	6,528
Total operating income (A)	(470,074,792)	(1,712,617,360)	(50,951,309)	(573,557,568)
OPERATING EXPENSES				
Salaries and allowances	31,859,892	50,923,661	19,888,660	17,335,642
Rent, taxes, insurance & electricity	1,370,847	1,817,593	943,775	645,862
Legal expenses	2,611,316	2,408,494	1,518,591	662,553
Postage, stamp & telecommunication	1,040,885	1,169,057	729,569	382,277
Stationery, printing & advertisements	2,256,977	515,937	1,561,852	112,250
Managing Director's salary and benefits	2,070,000	225,807	690,000	-
Chairman remuneration	2,700,000	-	-	-
Directors' fees & meeting expenses	247,500	345,400	247,500	319,000
Auditors' fees	115,000	230,000	-	-
Depreciation, amortization & repair of assets	8,865,954	21,725,366	7,527,570	4,527,027
Other expenses	7,061,900	9,789,115	4,758,020	3,919,275
Total operating expenses (B)	60,200,271	89,150,430	37,865,537	27,903,886
Profit before provision & tax (C=A-B)	(530,275,062)	(1,801,767,790)	(88,816,845)	(601,461,454)
Provision against leases, loans and advances	-	(66,807,094)	-	79,792,906
Provision for diminution in value of investments	-	6,299,114	-	-
Provision for other assets	-	-	-	-
Total provision (D)	-	(60,507,980)	-	79,792,906
Total profit before tax (C-D)	(530,275,062)	(1,741,259,810)	(88,816,845)	(681,254,360)
Provision for tax	-	(6,103,502)	-	(577,886)
Net profit after tax	(530,275,062)	(1,735,156,308)	(88,816,845)	(680,676,474)
Earnings per share (EPS)	(2.39)	(7.82)	(0.40)	(3.07)


CFO(CC)


Company Secretary(CC)


Managing Director(CC)


Director


Chairman


INTERNATIONAL LEASING AND FINANCIAL SERVICES LIMITED

Cash Flow Statement (un-audited)

For the period ended ,Sep. 30, 2022

(Figures in BDT)

	Jan-Sep 2022	Jan-Sep 2021
A) Cash flows from operating activities		
Interest receipts in cash	431,264,573	443,518,210
Interest payments	(1,440,870,716)	(1,899,616,733)
Dividend receipts	36,520	695,647
Fees and commission receipts in cash	-	61,428
Recoveries of loans previously written off	-	804,000
Cash payments to employees	(33,929,892)	(51,149,468)
Income taxes paid	(6,737,562)	(3,745,070)
Receipts from other operating activities	9,870	12,028
Payments for other operating activities	(16,786,366)	(17,349,248)
Cash generated from/(used in) operating activities before changes in operating assets and liabilities	(1,067,013,573)	(1,526,769,205)
Increase / (decrease) in operating assets and liabilities		
Leases, loans and advances to banks and other FIs	-	-
Leases, loans and advances to customers	10,879,005	545,201,913
Other assets	(195,329,335)	(225,624,329)
Deposits from other banks / borrowings	(89,600,000)	(10,000,000)
Deposits from customers	1,284,965,585	909,641,940
Other liabilities account of customers	(2,739,201)	(1,742,518)
Other liabilities	(179,521,562)	(7,585,406)
Net Increase / (decrease) in operating assets and liabilities	828,654,492	1,209,891,599
Net cash from/(used in) operating activities	(238,359,081)	(316,877,606)
B) Cash flows from investing activities		
Proceeds from sale of securities	15,242,280	14,717,679
Payments for purchases of securities	(15,242,280)	(15,242,280)
Net change against purchase/sale of fixed assets	(9,298,928)	(379,592)
Receipts against lease obligation	-	-
Net cash from/(used in) investing activities	(9,298,928)	(904,193)
C) Cash flows from financing activities		
Receipts of long term loan	370,344,834	204,340,367
Repayment of long term loan	(53,835,400)	24,347,967
Net draw down/(payment) of short term loan	19,132,455	57,208,512
Dividend paid	-	-
Net Cash from/(used in) financing activities	335,641,889	285,896,846
D) Net increase / (decrease) in cash and cash equivalents (A+ B + C)	87,983,880	(31,884,954)
E) Effects of exchange rate changes on cash and cash equivalents	-	-
F) Cash and cash equivalents at beginning of the period	3,263,919,689	3,174,603,964
G) Cash and cash equivalents at end of the period (D+E+F)	3,351,903,568	3,142,719,010
Cash and cash equivalents at end of the period represents		
Cash in hand (including foreign currencies)	215,619	182,262
Balance with Bangladesh Bank and its agent bank (s) (including foreign currencies)	80,250	322,172
Balance with banks and other financial institutions {notes 4 (1)}	3,351,607,699	3,142,214,576
Total Cash and cash equivalents as of Sep 30	3,351,903,568	3,142,719,010
Net Operating Cash Flows Per Share (NOCFPS)	(1.07)	(1.43)


CFO(CC)


Company Secretary(CC)


Managing Director(CC)


Director


Chairman


INTERNATIONAL LEASING AND FINANCIAL SERVICES LIMITED
Statement of Changes in Shareholders' Equity (un-audited)
For the period ended ,Sep. 30, 2022

(Figures in BDT)

Particulars	Paid-up Capital	Statutory Reserve	Retained Earnings	Total
Balance as at January 01, 2022	2,218,102,460	456,184,825	(36,870,292,012)	(34,196,004,727)
Stock dividend for the year 2021	-	-	-	-
Profit transferred to reserve	-	-	(530,275,062)	(530,275,062)
Retained surplus for the period from Jan to Sep - 2021	-	-	(37,400,567,074)	(34,726,279,789)
Balance as at September 30, 2022	2,218,102,460	456,184,825	(37,400,567,074)	(34,726,279,789)
Balance as at January 01, 2021	2,218,102,460	456,184,825	(34,802,761,568)	(32,128,474,283)
Stock dividend for the year 2020	-	-	-	-
Profit transferred to reserve	-	-	(1,735,156,308)	(1,735,156,308)
Retained surplus for the period from Jan to Sep - 2020	-	-	(36,537,917,876)	(33,863,630,591)
Balance as at September 30, 2021	2,218,102,460	456,184,825	(36,537,917,876)	(33,863,630,591)


CFO(CC)


Company Secretary(CC)


Managing Director(CC)


Director


Chairman

International Leasing & Financial Services Limited
Selected Explanatory Notes

As at and for the period ended September 30, 2022

1. Reporting Entity

International Leasing & Financial Services Limited is one of the leading Non Banking Financial Institutions, known for its diversified financial services. The company was incorporated in the year 1996 as a Public Limited Company under the Companies Act, 1994 and licensed by Bangladesh Bank under the Financial Institutions Act, 1993

2. Basis of Preparation

These financial statements are being prepared in condensed form in accordance with the requirements of International Accounting Standard (IAS-34) Interim Financial Reporting' Securities and Exchange Rules 1987, Regulations issued by Bangladesh Bank and other applicable laws and regulations.

2.1 Accounting Policies

The accounting policies and method of computation adopted for the preparation of these interim financial statements are the same as those applied in preparation of annual financial statements for the year ended December 31, 2021.

2.2 Approval of the report

These financial statements for the period ended September 30, 2022 were approved by the Board of Directors on January 05, 2023.

2.3 General

The financial statements for the period ended September 30, 2022 is un-audited. The comparative figures have been restated and rearranged whenever considered necessary to ensure comparability with the current financial statements. Figures are rounded-off to the nearest integer.



INTERNATIONAL LEASING AND FINANCIAL SERVICES LIMITED


Selected explanatory notes to the Consolidated Financial Statements (Unaudited) as at and for
the 3rd quarter ended 30 September, 2022

1 Composition of Shareholders' Equity as on 30-09-2022:

Particulars	Number of Shares	Face Value	Taka
Paid up capital	221,810,246	10	2,218,102,460
Share premium			-
preference share			-
Statutory reserve			456,184,825
Other reserve/Assets revaluation reserve			-
Retained earnings			(34,956,363,631)
Non-controlling interest			22,672
Total shareholders' equity			(32,282,053,674)

Date of Issue & other information:

Date	Types of Paid up Capital	No. of Shares	Face Value Per share	Taka
15-Jan-96	As per MOA & AOA	7	100	700
17-Mar-98	Allotment	10,000	100	1,000,000
24-Nov-96	Allotment	589,993	100	58,999,300
22-Sep-98	Bonus Shares	90,000	100	9,000,000
22-Jun-99	Bonus Shares	138,000	100	13,800,000
29-May-03	Bonus Shares	107,640	100	10,764,000
16-Jun-04	Bonus Shares	327,474	100	32,747,400
12-Jun-05	Bonus Shares	315,778	100	31,577,800
5-Jul-06	Bonus Shares	221,108	100	22,110,800
2-Sep-07	IPO Shares	500,000	100	50,000,000
25-May-08	Bonus Shares	230,000	100	23,000,000
31-May-09	Bonus Shares	379,500	100	37,950,000
27-Jun-10	Bonus Shares	2,182,125	100	218,212,500
30-Mar-11	Bonus Shares	3,054,975	100	305,497,500
20-Oct-11	Rights Shares	8,146,600	100	814,660,000
	Before Split	16,293,200		1,629,320,000
30-Nov-11	After Split	162,932,000	10	1,629,320,000
10-May-12	Bonus Shares	8,146,600	10	81,466,000
26-May-16	Bonus Shares	8,553,930	10	85,539,300
15-Jun-17	Bonus Shares	8,981,626	10	89,816,260
28-Jun-18	Bonus Shares	22,633,698	10	226,336,980
22-Aug-19	Bonus Shares	10,562,392	10	105,623,920
Total		221,810,246		2,218,102,460



2 Net Asset Value per share (NAV):

	Amount in Taka	
	30-Sep-22	31-Dec-21
Total Shareholders' equity	(34,956,363,631)	(34,201,836,583)
Number of shares outstanding	221,810,246	221,810,246
NAV per share	(157.60)	(154.19)
NAV per share (Restated)	(157.60)	(154.19)

3 Earnings per share (EPS)

	Amount in Taka	
	30-Sep-22	30-Sep-21
Net profit after tax	(624,485,016)	(1,709,814,212)
Number of shares outstanding	221,810,246	221,810,246
EPS per share	(2.82)	(7.71)
EPS per share (Restated)	(2.82)	(7.71)

4 Net Operating Cash Flow per share

	Amount in Taka	
	30-Sep-22	30-Sep-21
Net cash flow from operating activities	(22,428,831)	114,323,749
Number of shares outstanding	221,810,246	221,810,246
NOCFPS	(0.10)	0.52
NOCFPS (Restated)	(0.10)	0.52

5 Reconciliation of Operating Activities of cash Flow

	Amount in Taka	
	30-Sep-22	30-Sep-21
Interest receipts in cash	370,613,798	1,277,176,603
Interest payments	(1,456,691,556)	(1,902,793,076)
Dividend receipts	15,424,465	11,958,898
Fees, commission & brokerage receipts in	72,329,022	130,194,162
Recoveries of loans previously written off	-	804,000
Cash payments to employees	(69,986,516)	(86,909,700)
Receipts from other operating activities	1,327,738	(19,835)
Payments for other operating activities	(36,284,849)	(31,780,835)
Increase in lease and loans	156,498,545	590,577,779
Income tax paid	385,907	(6,291,905)
Increase in deposit and other accounts	1,192,626,384	1,237,888,248
Increase in other liabilities	(74,418,390)	(944,547,539)
Increase in other assets	(194,253,379)	(161,933,050)
Cash flows from operating activities	(22,428,831)	114,323,749

